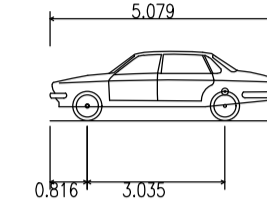


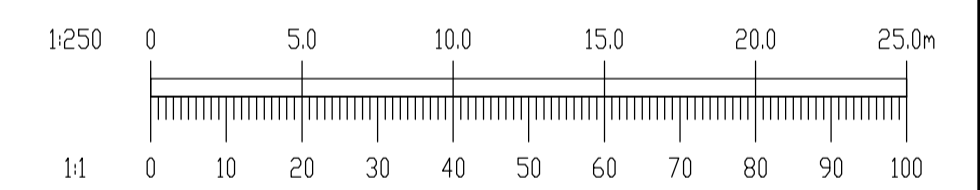
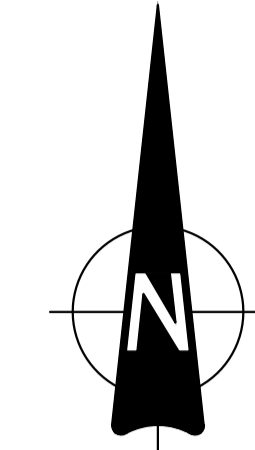
- NOTES:
- DO NOT SCALE. USE FIGURED DIMENSIONS ONLY.
 - THIS DRAWING IS TO BE READ IN CONJUNCTION WITH ALL OTHER RELEVANT ARCHITECTURAL AND ENGINEERING DRAWINGS.

LEGEND:



Large Car (2006)

Overall Length	5.079m
Overall Width	1.872m
Overall Body Height	1.525m
Min Body Ground Clearance	0.310m
Max Track Width	1.831m
Lock-to-lock time	4.00s
Curb to Curb Turning Radius	5.900m



REV.	DATE	AMENDMENT	DRN	APPD

STATUS **FOR PLANNING ONLY**
NOT FOR CONSTRUCTION

Waterman Moylan
Engineering Consultants
BLOCK 5, EASTPOINT BUSINESS PARK, ALFIE BYRNE ROAD,
DUBLIN D03 H3F4 IRELAND. Tel: (01) 664 8900
Email: info@waterman-moylan.ie www.waterman-moylan.ie

CLIENT CAIRN HOMES
ARCHITECT OMP ARCHITECTS
PROJECT BLAKES RESIDENTIAL DEVELOPMENT,
STILLORGAN,
CO. DUBLIN.

TITLE
AUTOTRACK SWEEP PATH ANALYSIS

DRAWN G.Byrne	DESIGNED EN	APPROVED BG	DATE MAR. '22
SCALE 1:250 @A1	JOB NO. 20-071	DRG. NO. P175	REVISION

PLAN VIEW
AUTOTRACK SWEEP PATH ANALYSIS
SCALE 1:250 @A1